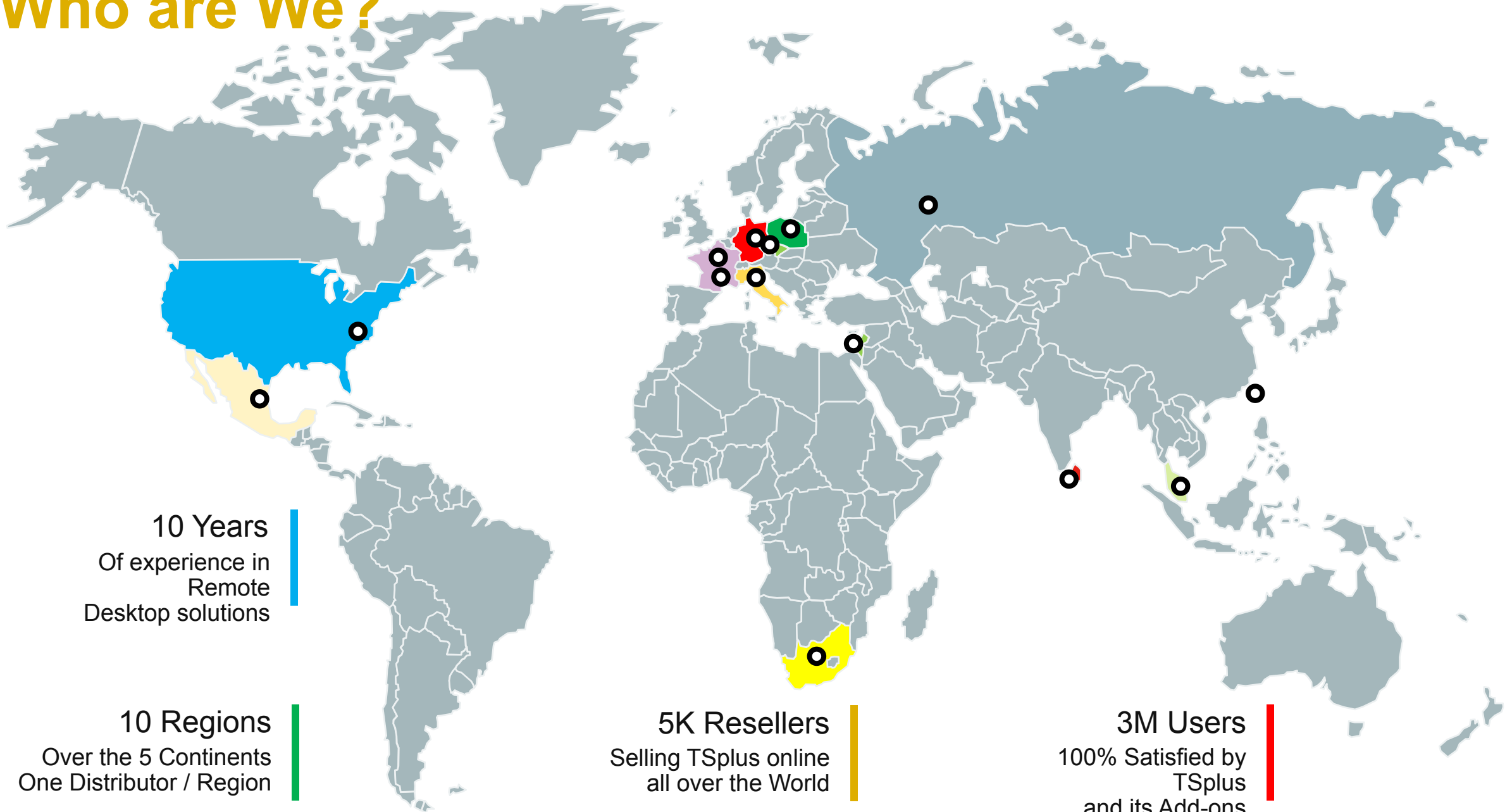




# WELCOME

TSplus Presentation

# Who are We?



10 Years  
Of experience in  
Remote  
Desktop solutions

10 Regions  
Over the 5 Continents  
One Distributor / Region

5K Resellers  
Selling TSplus online  
all over the World

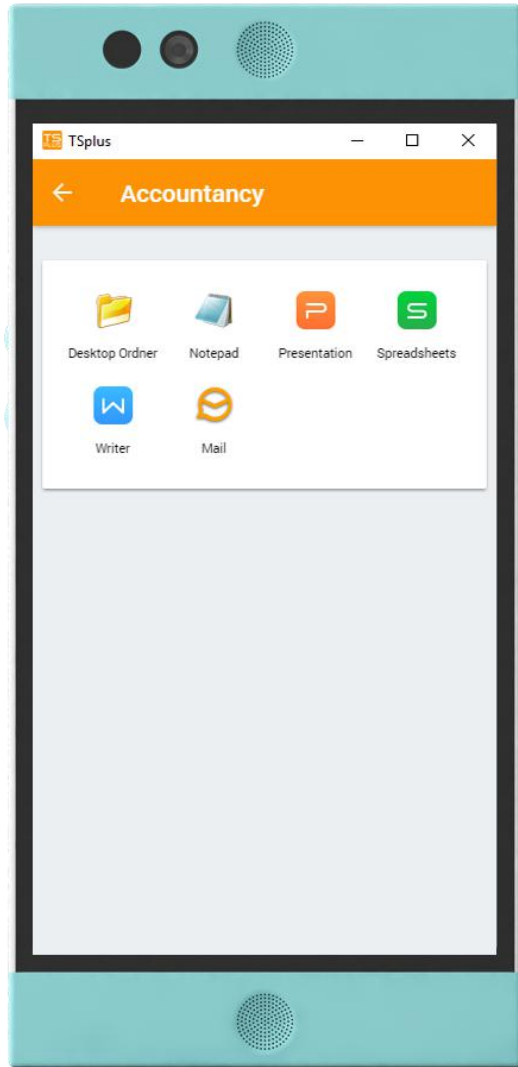
3M Users  
100% Satisfied by  
TSplus  
and its Add-ons

# Connecting the World

ACCESS EVERYWHERE

For Smartphones & Tablets

... and Workstations available



Connect to any Windows



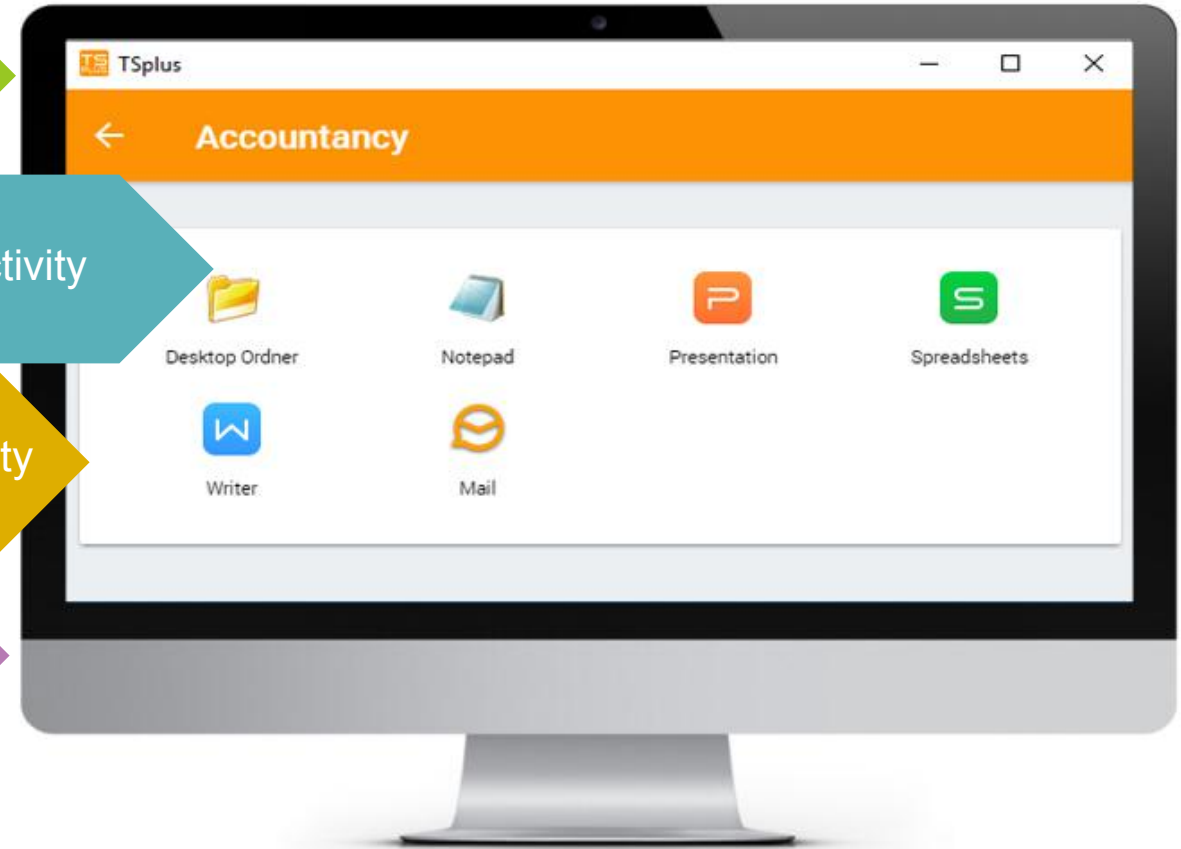
High Performance and Productivity



Security - Scalability - Reliability



Low Cost and no Risk





## HTML5 and Remote App Web Clients

Secure Web Access with the latest modern HTML5 Technology

Cross-platform connectivity  
available for the most important  
operating systems  
Windows, Android, iOS, Linux



INTERNET



## Connect from any Device

Access your Windows applications from any Smartphone, Tablet, Netbook or Workstation

WebPrint and Filetransfer  
Easily Print your documents  
via Web Access and transfer  
your files all over the World



# THREE STEPS

With only the three easy steps, you can work on your Windows Applications from anywhere.



## STEP 01

Log on to your TSplus server via your favorite web browser or the TSplus mobile App



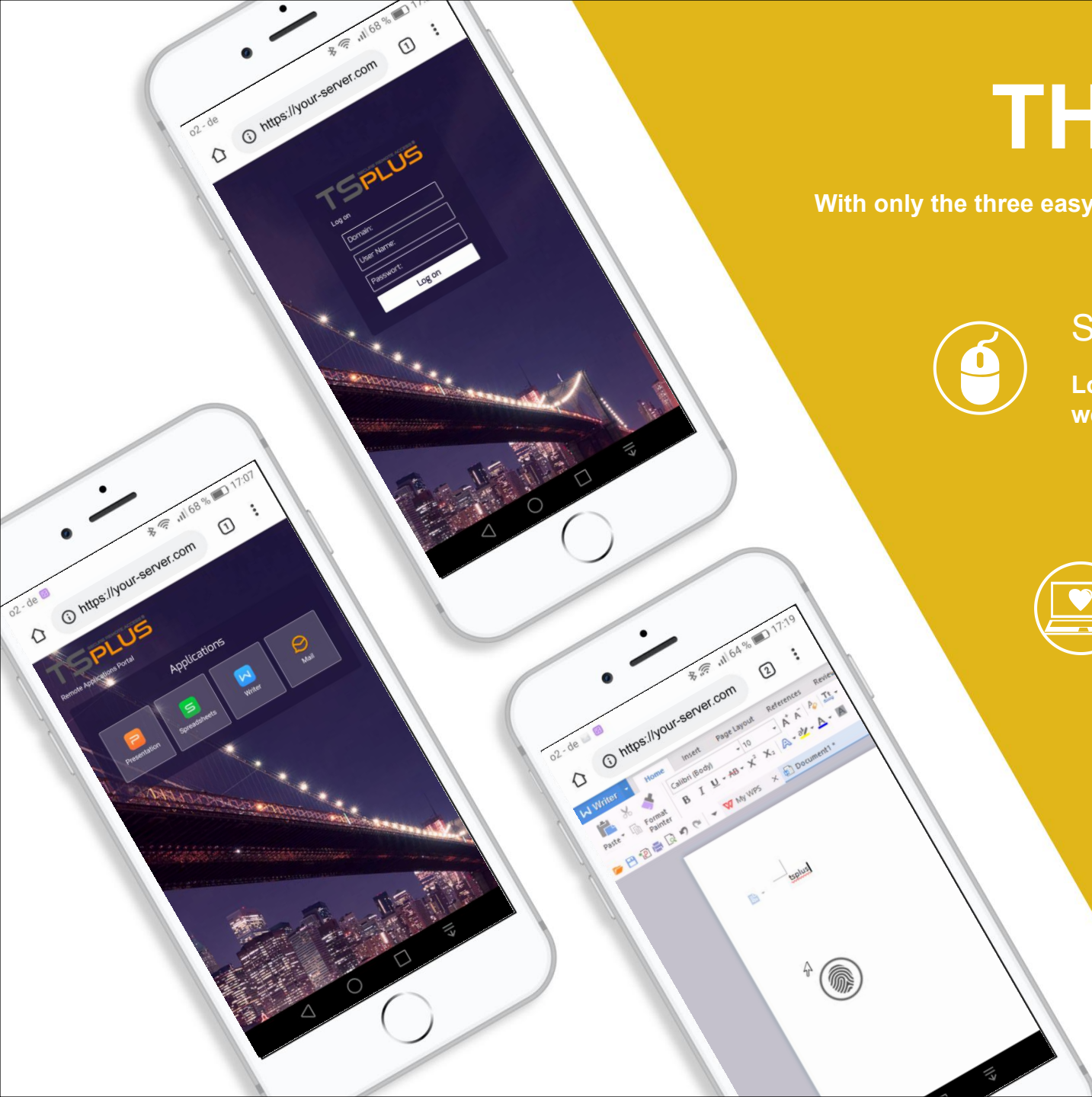
## STEP 02

Select your desired Windows application directly via the Web Application Portal



## STEP 03

Work with your Windows applications from any Device - PC, Netbook, Tablet or Smartphone, anywhere in the World

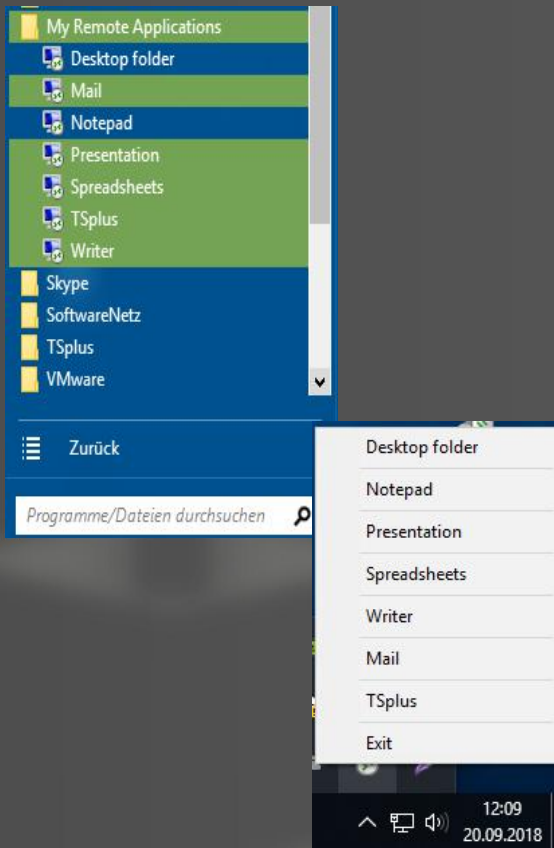




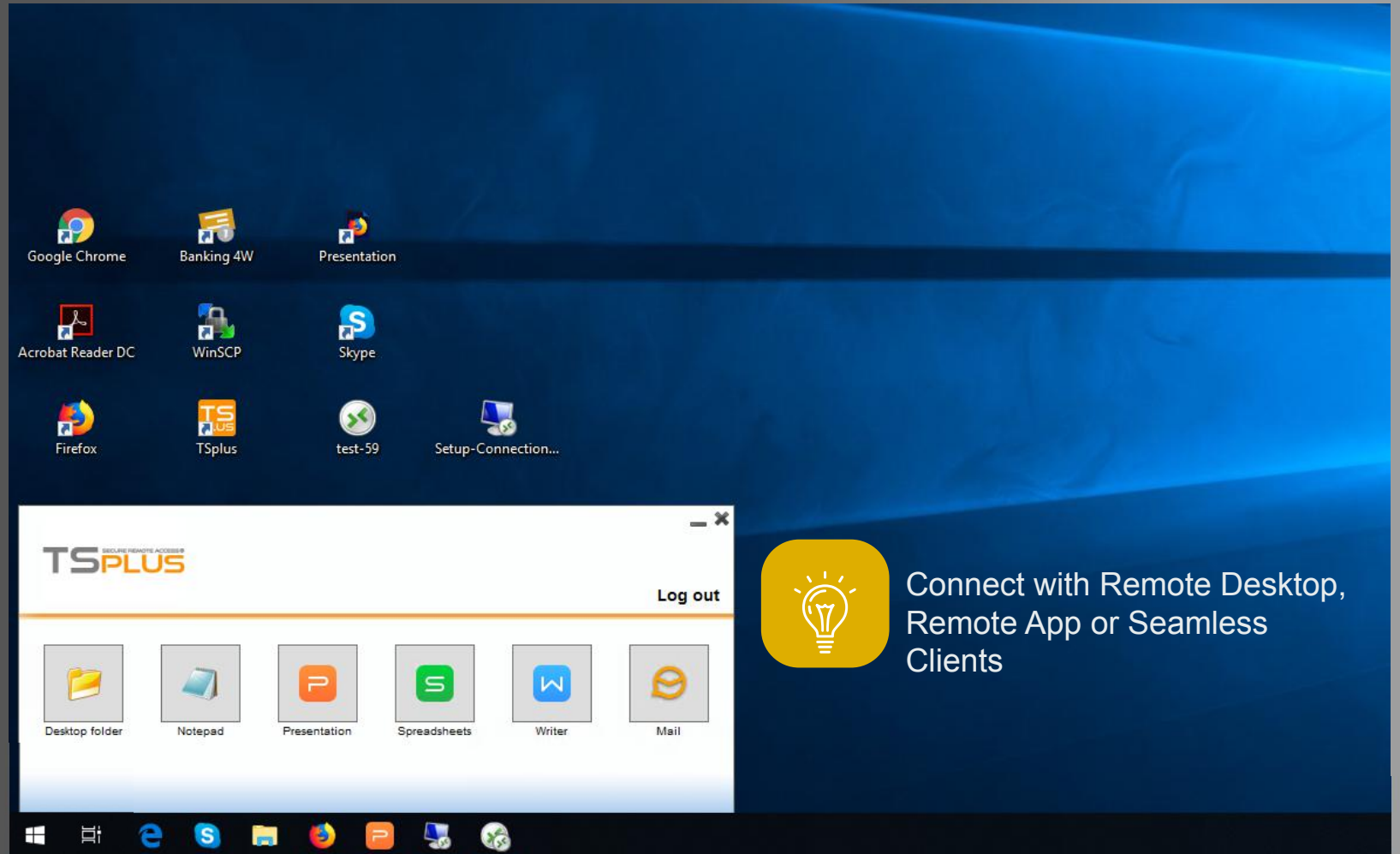
# New Features: TSplus Remote App on Client

Launch Remote Applications as Integrated Programs

On the Start Menu



with a Systray Icon



Connect with Remote Desktop, Remote App or Seamless Clients

# The TSplus Mobile App

Available for all Browsers and OS



## Be Mobile

Discover the TSplus App. Work wherever you are, whenever you want.



## Secure Access

via a encrypted data connection for your Security.

## Multi Server

Connect to different servers all over the World.




## Free App

The TSplus App is free for TSplus Mobile Web and Enterprise users.

Work on any mobile OS, from Android to Windows, iOS...



**Access a Remote Server from your mobile device now**



# TSplus Administration Tool

One Interface to manage all Server Settings



## Server

Manage Users and Servers



## Application

Assign & Publish Applications



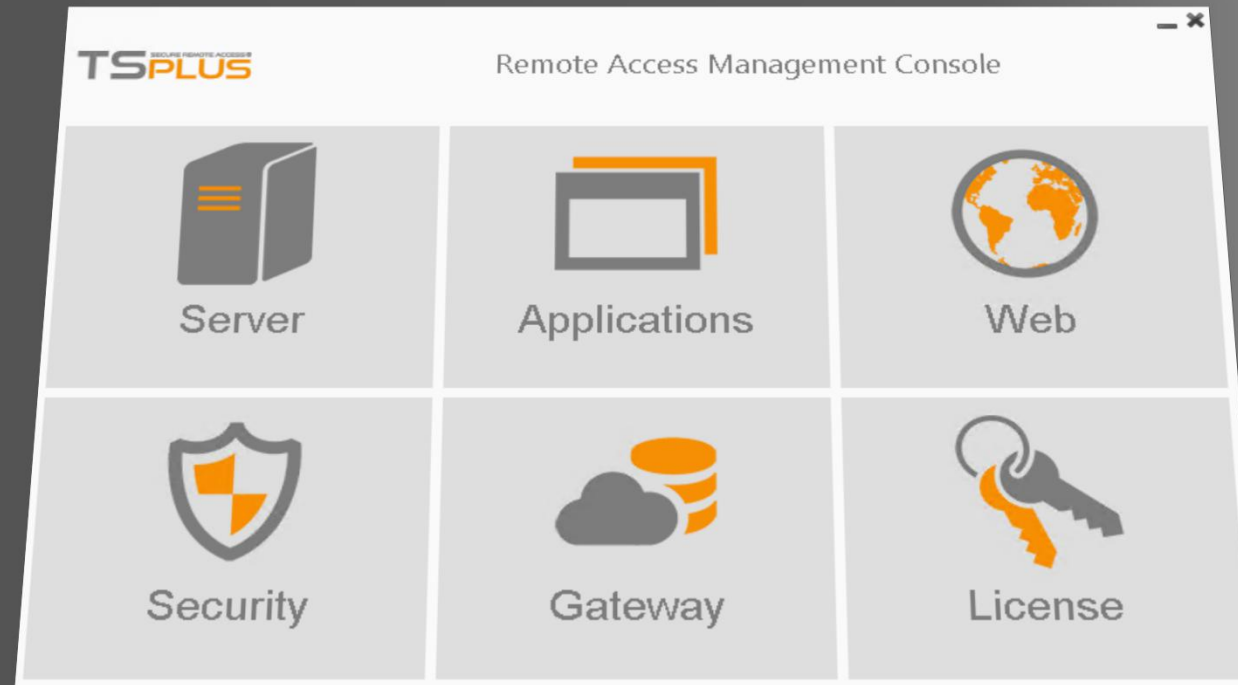
## Web

Manage Web Access Settings



## Design

Customize Remote Sessions



Easy and Central Management for all TSplus configuration and settings



# TSplus RDP Client Generator



Turn any Windows System into a Remote Desktop

Windows Client Generator

General | Display | Remote Desktop client | Seamless client | Local resources | Program | Security | Load-Balancing

Server

Server address: my.server.dyndns.org    Port number: 3389

User

Logon: master    Password: ●●●●●●

Domain name (without extension): yourowndomain

Preferred display mode

Remote Desktop client     RemoteAPP client

Disable background & animations for better performances

Client name: master-client\connect

Windows Client Generator

General | Display | Remote Desktop client | Seamless client | Local resources | Program | Security | Load-Balancing

Local devices

- Disks
- Printers
- Sound
- COM ports
- Smart cards
- USB devices


Universal printer option

- Preview with the local PDF Reader
- Print on default printer - local driver included
- Select the local printer - local driver included

Client name: master-client\connect    Create Client



Available for:  
Windows XP to Windows 10  
Server 2003 to 2016

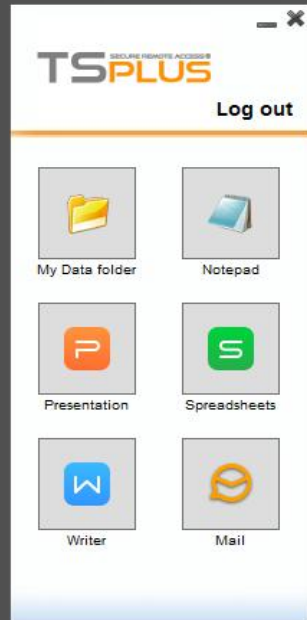



Windows 32 and 64-bit Systems



Many features and  
functions inside

## Application Panel



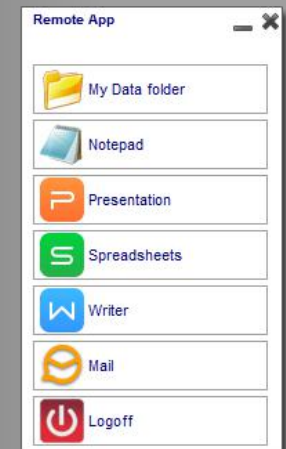
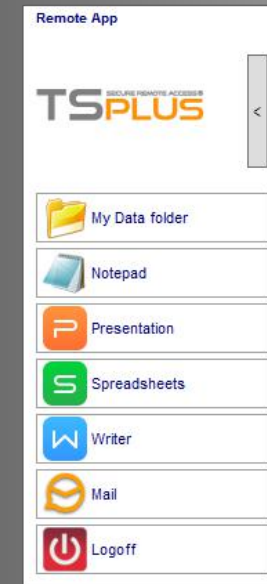
# Publish and Assign Applications

Build your unique users' environment



## Desktop Themes & Remote Taskbars

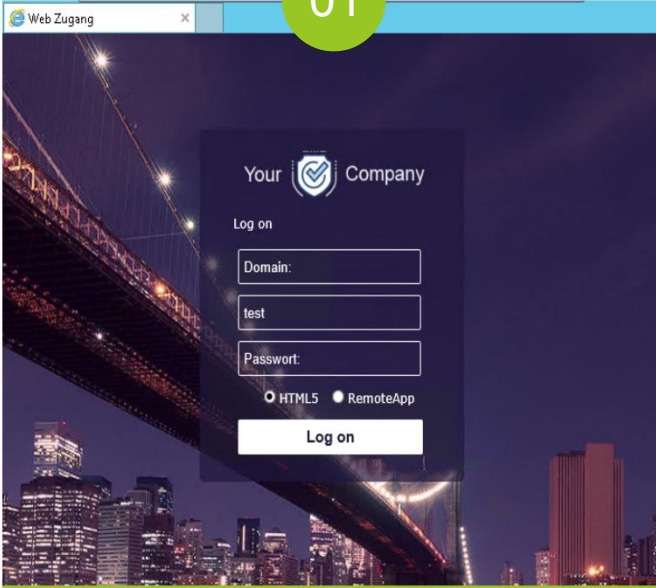
## Floating Panel



# Build your Web Application Portal

DESIGN A CORPORATE ENVIRONMENT FOR YOUR USERS

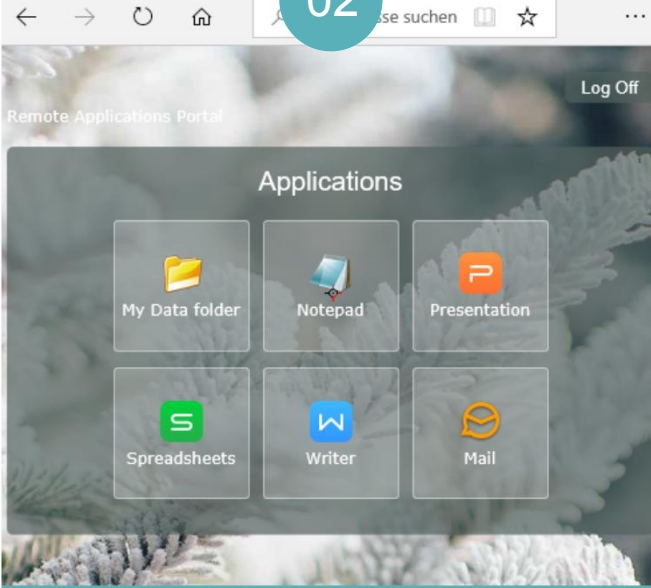
01



The screenshot shows a browser window with the address bar containing 'Web Zugang'. The page features a dark blue background with a city skyline and a bridge. A central white box contains the text 'Your Company' with a placeholder logo. Below it are 'Log on' fields for 'Domain:' (containing 'test') and 'Passwort:'. There are radio buttons for 'HTML5' and 'RemoteApp', and a 'Log on' button.

Add your Company Logo

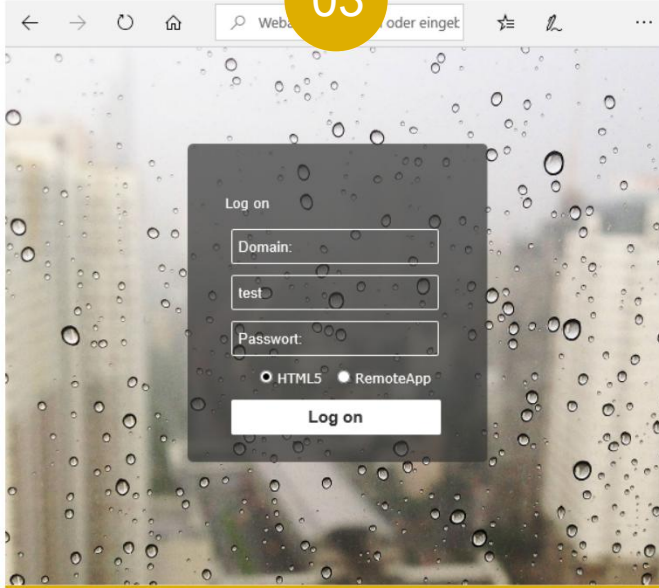
02



The screenshot shows a browser window with the address bar containing 'ise suchen'. The page has a teal header with 'Remote Applications Portal' and a 'Log Off' link. The main content area is titled 'Applications' and displays six icons: 'My Data folder', 'Notepad', 'Presentation', 'Spreadsheets', 'Writer', and 'Mail'.

Select the Color Theme

03



The screenshot shows a browser window with the address bar containing 'Web...oder eingek'. The page has a background of water droplets on a glass surface. A dark grey login box is centered, containing 'Log on' fields for 'Domain:' (containing 'test') and 'Passwort:'. There are radio buttons for 'HTML5' and 'RemoteApp', and a 'Log on' button.

Change the Background

# Print with TSplus Universal Printer

PRINT YOUR REMOTE FILES ANYWHERE

01

## Universal Printer

Set the Universal Printer as Standard Printer



02

## Remote Print

You can print any job via the TSplus Universal Printer



## No Driver needed

Does not require any additional printer driver

03



## Easy Print

Print locally in any format and connect with any device

04



# Install TSplus on Multiple Servers

Use TSplus Gateway & Application Server in a Farm



The image shows a login interface for TSplus, a secure remote access solution. The interface is overlaid on a background of a server farm with blue and yellow lights. The login form includes the following fields and options:

- TSplus logo with the tagline "SECURE REMOTE ACCESS"
- "Log on" text
- "Domain:" label above a text input field
- "John" text inside the domain input field
- A password input field with four dots (\*\*\*\*)
- A dropdown menu with "Headquarter" selected and a list of options: "Headquarter", "Accounting", "SAP server", and "R&D Office".

**Manage all your Servers thanks to TSplus Enterprise Integrated Features: Server farm management, Secure Gateway, Load-Balancing...**